

UNIVERSITY OF TORONTO
UNOFFICIAL

ART HISTORY UNDERGRADUATE HANDBOOK



BY STUDENTS

FOR STUDENTS

EDITION 1 | 2019/2020



CONTENTS

01 Intro

02 About Us

03 Key People

04 Academic

05 General advice

06 Timeline

11 Research & writing papers

12 Online databases for research

13 Exams/midterms

15 Libraries

17 Places to work

20 Academic events

20 Scholarships

20 Undergraduate

21 Graduate

21 Writing scholarship/grant applications

22 Academic opportunities/fellowships

24 International experience programs

26 Academic aid

27 Conferences and journals

28 Related courses and programs

29 Extracurricular

30 Annual art events

31 Museums

33 Employment

34 Clubs, associations and activities

36 Food & drink near campus

37 Housing

38 Miscellaneous resources

HELLO!

Welcome to Art History at the University of Toronto!

We hope this handbook helps you get the most out of your undergrad, out of art history, out of the Toronto art world; ultimately, we hope it answers questions you didn't even know you had, and that you sail through your degree with all the hard-earned confidence and wisdom of a fourth-year student. (Or whatever you call it when you stop pretending you can write an exam without making flashcards.)

This handbook was created in the summer of 2019 by three undergraduate students: Arielle Zhivko, Antonia Anagnostopoulos, and Hana Nikčević. You can read more about us on the next page.




ABOUT US



ARIELLE ZHIVKO

In the fall I will be going into my fourth year at UofT - pursuing a Double Major in Art History and Political Science, with a particular emphasis on the Hellenistic Baroque Period, Ancient Philosophy and Politics. Additionally, I will be serving as the chair of the Hart House Art Committee so be sure to come check us out!



ANTONIA ANAGNOSTOPOULOS

This year I graduated with a specialist in art history and will take a year off before I pursue grad school. I'm currently working as an RA in the Costume & Textiles department at the ROM. Two of my main interests are 19th and early 20th-century costume history and philhellenism – I hope to combine the two in my research! Also, I happen to look like the woman in John Singer Sargent's *Madame X*.



HANA NIKČEVIĆ

After graduating from UofT with a specialist in art history, I'm starting an MA at McGill, also in art history (I have one skill) and with a focus on modern and contemporary ecological art. I like writing, editing, Mark Dion, and the smell of darkroom chemicals, and I think you should go see Richard Serra's *Shift*.

KEY PEOPLE

CHRISTY ANDERSON

Associate Chair of Undergraduate Studies
(416) 978-7892
christy.anderson@utoronto.ca

CARL KNAPPETT

Department Chair
(416) 978-7891
art.chair@utoronto.ca

ELIZABETH HARNEY

Director of Graduate Studies & Associate Chair
art.dgs@utoronto.ca

KRISTINA MATEVSKI

Office Manager & Assistant to the Chair
(416) 946-7624
art.admin@utoronto.ca

LOUISE KERMODE

Undergraduate Assistant
(416) 978-7892
undergrad.arthistory@utoronto.ca

ALANNA BIASON

Graduate Assistant
(416) 946-3960
graduate.arthistory@utoronto.ca

MARGARET ENGLISH

Librarian
(416) 978-5006
margaret.english@utoronto.ca

NICHOLAS WESTBRIDGE

Visual Resources & FADIS
(416) 946-3961

VINCE CHAN

Business Officer
(416) 978-6272
vince.chan@utoronto.ca


Department of Art History

Sidney Smith Hall, Room 6036
100 St George Street
University of Toronto
Toronto, Ontario M5S 3G3
Canada

(416) 978-7892



ACADEMIC



GENERAL ADVICE

PLAN AHEAD. When you receive course syllabi, enter all your due dates into a calendar (physical, digital, anything). Even if you don't reference it regularly, it's good to know ahead of time which weeks will be the most demanding and thus get a sense of when you'll have to start working on each assignment.

GO TO OFFICE HOURS. Aside from contributing to your participation grade, meeting faculty is important for numerous reasons. A non-exhaustive list: you're going to need reference letters; a professor can hire you as a research assistant; there are few better resources for career advice (and also book recommendations); if ever some sort of issue arises, it'll be easier to clear up if the professor already knows you; and, finally, actually knowing the person to whom you're submitting your work makes you more dedicated to submitting work of high quality.

TALK TO YOUR TA, too. They're grad students, and, as such, they often have the most up-to-date advice about applying to grad school (and if you're thinking about doing your MA or PhD at UofT, they'll be able to tell you specifically about the program).

And talk to the **DIRECTOR OF UNDERGRADUATE STUDIES (DUS), AKA Professor Christy Anderson.** This is a faculty member from the department who's specifically responsible for Art History at the undergraduate level; for example, they oversee course offerings, organise undergraduate programming and academic aid, and chair faculty meetings about undergraduate programs. They are a fantastic resource for advice about courses, grad school, etc.

JOIN HASA. Or at least attend their events.

READ THE DEPARTMENT NEWSLETTER. Make sure it's not getting sent to your spam box.

READ THE DEPARTMENT WEBSITE. In many ways, the department's website is the longer, more-official version of this handbook – it's put together expressly to inform you about the department and its programs, and it offers an abundance of information on post-undergraduate pursuits, too (<https://arthistory.utoronto.ca/undergraduates/beyond-undergrad/>). Sometimes it seems like you're just going through administrative information, but it's worth your time – it is (but maybe shouldn't be) frankly shocking how many of your questions can be answered simply by searching through the website.

...AND READ THE DEPARTMENT POSTERS. Much of the information here posted will also be sent out via the department newsletter, but it's still worth a look (and it's a break from your computer screen). There will be postings about upcoming lectures, events, travel opportunities, field schools, graduate programs, essay competitions, and so on.

TAKE A FIRST-YEAR SEMINAR. Class sizes at UofT tend to be very large at the 100 and 200 level – taking a first-year art history seminar allows you to experience a discussion-based class before your final years in the program.

TAKE A COURSE AT THE ROM. 400-level seminars are offered at the ROM, taught by museum curators. You'll analyse objects firsthand and make meaningful connections with museum professionals at the ROM, which can lead to future internships or jobs.

TIMELINE

First Year

GPA. You can be fairly calm in this year, though, naturally, you should work hard. Contrary to popular belief, your first year grades do matter: while a GPA is calculated for each individual year of your degree, you'll also have a cumulative GPA. Of course, you shouldn't be terrified when you get a 75 on an assignment after receiving only 99s in high school: university is harder. Repurpose that sudden grade dip as motivation.

For more information on the University's Grading Scheme and how Cumulative and Sessional GPAs work, check out: <https://www.utscc.utoronto.ca/registrar/u-t-grading-scheme>. (This is a UTSC page, but it's the page that the official UofT website will send you to for GPA info.)

Extracurriculars. Get involved with extracurriculars. If you start out as, say, a first-year representative or a general member of a group – e.g., the Hart House Art Committee – it's much easier to move up to a more important role in subsequent years. Clubs and committees are, most immediately, amazing ways to meet people, make friends, learn new things, further develop skills you already have, improve your communication skills, gain leadership skills – and so on. They can give you interdisciplinary/external perspectives on your academic subject matter, and they can also keep your academic stress in check. Extracurriculars are also, of course, great on a CV: further down the road, your abundance of diverse extracurriculars will suddenly make you a top candidate for scholarships, jobs, etc.

Breadth requirements. If you can, try to get the bulk of your breadth requirements done in your first and second years. In your later years, you'll want to have more choice in what you're taking as you'll probably have a better/more specific idea of what you want to study. Odious though breadth requirements generally are, try to make the most of the requirement: art history has a great capacity to be interdisciplinary and is nearly always more interesting when it is. Religion, cinema studies, women and gender studies, environmental science, philosophy, anthropology – everything will give you a useful lens for art history. You can search courses by breadth requirement on the yearly course timetable at <https://timetable.iit.artsci.utoronto.ca/>.

Credit/No Credit (CR/NCR). What actually makes breadth requirements acceptable, however, is the fact that you simply don't need to get graded for them! If you're taking, say, astronomy, and you don't trust yourself to tell the difference between Saturn and Neptune on a test (this is the kind of thing an astronomy test asks, right?), you can 'credit/no credit' the course. This means that all your transcript will show is whether or not you received the credit for the course, which indicates whether or not you passed the course – which means that all you need to do is get above a 50 in the course. NB: You will almost certainly receive advice suggesting that you shouldn't CR/NCR a course because, when you eventually start applying to grad school, some grad programs will require that you show them all your grades, and then you'll have to petition UofT to alter your transcript. Do not heed this highly dubious advice: no art history grad program will do this. CR/NCR is, indeed, amongst UofT's greatest gifts; no one will bat an eye at a CR/NCR label on your transcript, and your 65 in Intro to Biology will not affect your otherwise perfect GPA. (Keep in mind that CR/NCR can't be applied to courses used for the completion of a degree program – not that you'll ever want to CR/NCR your fourth-year Medieval Book seminar, of course.)

Declaring your degree program(s). At the end of your first year, you have to declare a major (i.e., choose your ‘PoSt,’ which means ‘program of study’). Whatever you declare can be changed later – don’t stress. You can either have a double major, a major and two minors, or a specialist (alongside which you can do one or more minors, but you don’t have to). Your college/registrar should host a specific information session about declaring a major; if you have any questions, you can visit or email your registrar. To learn more about specific programs (e.g., what does a German minor look like?), check out departmental websites for information on their programs and specific courses (as always, though, keep in mind: all the courses listed in the calendar are not offered every year).

Second Year

200s, 300s, 400s. You can take 300-level courses in your second year. They usually don’t differ too much from second year courses in terms of difficulty – and, happily, they’re less likely to include a final exam. If there’s a course you really want to take but don’t have the prerequisites for, email the prof – they’re very likely to tell you that you can take the course even without the prerequisites (especially if your GPA is good). Additionally, if you intend on completing the prerequisite later on in the year (or concurrently), they will usually waive the requirement.

Think about what 300- and 400-level courses you might want to take later, and have a look at their prerequisites. For example, if you’re going to want to take higher-level Ancient art courses, it would be a good idea to take FAH207: Greek and Roman Art and Archaeology.

Program requirements. Make sure that you’re fulfilling the necessary in-program breadth requirements.

If you’re doing an art history specialist, you need courses from all of the ‘Groups,’ which are defined by period, subject, or geographic region. Majors only need to take courses in 3 of the 4 groups, and minors require but 2.

The Groups are:

- A: Ancient, Medieval
- B: Early Modern, Modern, Contemporary, and Canadian
- C: Asian
- D: Architecture.

Specific guidelines for each program can be found on the departmental website: https://arthistory.utoronto.ca/undergraduate/s/programs/#Minor_Program





Third Year

NB: this schedule assumes that you're intending on going to grad school immediately after completing your undergrad and that you'll thus be applying to grad school during the first term of your fourth year.

Go to info sessions about applying to grad school (e.g., HASA will host one in the Fall term). Your actual applications will be submitted in your fourth year, but you will not have time in your fourth year to both learn how to apply to grad school and *actually* apply to grad school. Well, maybe you will, but you just don't have to do that to yourself.

You should know which profs you can ask for references by the end of this year. Most schools require two or three academic references; the SSHRC CGS-M (Social Sciences and Humanities Research Council of Canada - Canada Graduate Scholarships - Masters) requires two academic references. Some other scholarships – e.g., the Rhodes – require 5 or 6 references, though they don't all need to be academic.

Over your third year and over the summer before fourth year, figure out what schools you want to apply to. Research potential programs: do you want to write a thesis? Do a placement? Do you want to do a PhD afterwards, and would certain schools be better than others as precursors to this? On which note:

Talk to your profs. They can suggest or put you in contact with relevant faculty members at other schools; tell you which faculty members at other schools you, conversely, *shouldn't* work with; give you a better sense of different schools' reputations or strengths; put you in contact with their own graduate students that they know went to or considered schools you're interested in; and so on.

Email grad students at programs you're interested in and ask them what they like and dislike about the program. Don't worry about annoying anyone: students that don't want to reply to you literally just won't, while those that do want to talk – and many do – are usually happy to do so and will be very helpful.



Talk to the grad students at UofT. What do they like about UofT? Why did they choose UofT over other schools? What do they wish they'd known when applying to grad school? Tell them what you might be interested in studying – where do they think you should apply? If they have a friend doing an MA or PhD at the school you're thinking of applying to, have them put you in touch.

Figure out sort-of-maybe what you want to study. You really don't need to know what area/era you want to specialize in right now. Even if you think you know, sometimes all it takes is one really good course to completely change your mind. (You'll hear stories of people who changed their concentration halfway through their PhD; you'll find out that your prof did a PhD in art history after studying something entirely different for their undergrad and MA; you'll learn that your Greek art prof has a PhD in astrophysics.) Still, it does help to have some degree of guiding focus. Even if you can only figure out, say, that you don't want to do Renaissance or Modern/Contemporary, at least you'll know that you should go talk to your Medieval and Ancient professors about what programs/schools are well regarded for the specific areas that you potentially do want to pursue. (In short, it is not the end of the world if you write your MA thesis on Renaissance painting and then decide you'd like to do something Medieval for a PhD. But it is also obviously easier to do your PhD in Medieval if you've already written your MA thesis on Medieval monasteries.)

Fourth Year

Take a grad seminar. The MA course load is three courses per term, not five, which is proportionate to the greater amount of work required by a grad seminar – as such, if you want to take a grad seminar in your fourth year, you should organise your schedule such that you end up with a semester in which you need only take four courses (e.g., maybe take one or more summer courses), so that you have the time to make one of these four a grad seminar. It will require a lot of reading and a lot of presenting, but, as a result, you'll learn more about a subject than you ever thought possible in one term. In addition, you'll get a sense of what grad school is like, and you'll be able to ask the actual grad students in the course about their experiences. To take a grad seminar, you'll likely need to have taken one or more courses with the professor in question (and probably at the 300 or 400 level) and you'll need a reason for taking a grad course instead of a 400-level seminar (e.g., “This course addresses a subject not covered by any of the fourth-year seminars, and I intend on pursuing that subject through my MA...”).

Get in touch with potential supervisors. For example, if you want to study new media and are considering McGill, check the faculty list on McGill's art history department page and find out which professors' research/teaching focuses line up with yours. Email them, tell them what you'd be interested in doing thesis research on and why this would be relevant alongside their research, and ask whether they might be interested in supervising such a project this coming year. Do this for multiple schools. Indeed...



...even if you “know” where you want to go, apply to multiple schools. You don’t know which schools are going to give you funding, and you don’t know what’s going to change between the time of your applications and the time of your acceptances. (A lot happens in fourth year. You could literally change your research interests in February, and the one school you thought would be perfect in September might actually not offer courses in whatever new area you want to focus on. UofT pretty much offers everything [i.e., every era], but other [Canadian] schools most certainly do not.)

Email your intended references and tell them what schools you’re applying to and ask them if they’d be interested in writing a reference letter for you. Or, ideally, ask them in person, and then email them to reiterate. (E.g., [Here’s Literally Everything I Just Said To You But With All The Relevant Documents About Me. Here’s The Date You Need To Submit This By. You’ll Receive A Link To Submit Your Reference When I Submit My Application \[At Approximately This Date\]. Thank You So Much.](#))

Talk to the Grad Assistant in the Art History Department. Their office is in the department office (the end of the east hallway, sixth floor, Sid Smith). They can let you know about scholarships to apply for, how exactly different scholarships work, when scholarship information sessions are, what the UofT MA looks like, and so on. (NB: it is fascinating how many varying accounts you can receive about a single scholarship. Application processes – or, rather, the online portals through which applications occur – change often. Always do your own research, and talk to multiple people.)

Ask your profs/references to read your applications over. Obviously, they have written, read, and reviewed countless such documents; no one can give you better advice. Also, a good way of knowing that you’ve probably edited an application enough (for the time being) is getting it to a point where the thought of sending it to a prof does not inspire excruciating embarrassment.

Taking a gap year?

If you’re planning on taking some time off in between your undergrad and graduate studies, **plan on determining your references in your third/fourth year and letting them know of your plans before you graduate.** You don’t want to go underground and then return after a year or two and have to re-introduce yourself.

Even if grad school feels like it’s far off in the distance, attend HASA’s graduate information sessions anyway and talk with your profs about possible options (i.e., take advantage of all your academic connections while you have them). Taking a gap year can be totally beneficial if you use the time well: learn a language, travel, read widely, write, and, of course, work in the field. If that last one makes you roll your eyes, okay, you’re not wrong – it does sometimes seem impossible to find an actual paid position in the Toronto art/museum world. If anything, though, you can get a more-accessible job and, in addition, volunteer at a gallery (and then when they come to know you and love you, you can start getting paid. Finally).

RESEARCH & WRITING PAPERS

Narrow down your topic. Make your topic as specific as humanly possible – no one has the time and the knowledge in their second year (or their fourth year) to write A Survey Of All Land Art, Ever, but you can manage a case study.

When you have an idea of what your topic/thesis might be, go to office hours and talk to your professor! If you go early enough, you don't need to have everything figured out – they can help you solidify your ideas and suggest relevant sources for further research.

Use primary sources. Understanding perspectives contemporaneous to your subject of study is crucial to correct for your own probably-presentist viewpoint, and it's also 'less processed data' in that you get a chance to interpret something yourself instead of reading it solely through another scholar's lens. Also, many primary sources might not yet have been subject to heavy – or any – treatment by other scholars, which means you get to produce new research, which is just wonderful. (Imagine: an undergraduate research paper with *purpose!*)

Use secondary sources too, of course, and be a critical reader. This doesn't mean that you have to vehemently disagree with everything an author says, but try to take a 'primary source approach' to your secondary sources. What's the context – intellectual, social, political, etc. – of what you're reading? What do other authors say about the topic?

Exhibition catalogues. Easily overlooked and truly invaluable. Some of the best writing on certain subjects is found in exhibition catalogues – fantastic scholarship on Canadian art, for example, can be found in catalogues. The illustrations are generally of high quality, and exhibition history (of a subject, of an artist, of a work or object, of a museum) is a compelling topic in itself.



Learn to read academic sources. First read the intro, subheadings, and conclusion – this way, you’ll have a sense of the general idea when you’re reading the rest of the article. An article is much easier to follow when you can read every part of it in relation to the thesis it’s trying to assert. If the article seems criminally long, check where the footnotes start; a 50-page document might comprise 30 pages of text and 20 pages of figures and bibliographical content. Go through that bibliographical content, also, to find other potential sources for your own paper. Get comfortable reading academic articles early: it’ll make your research and writing easier and more effective, and getting used to the format is also the best way to learn how to write your own papers.

Talk to a librarian. You can make appointments with librarians at various libraries on campus for research consultation – you’ll tell the librarian about your topic, and they’ll help you compile a list of sources to assess. Best of all, however, is the art history department’s own librarian, Margaret English. Visit her in person at the Art library (sixth floor, Sid Smith) or email her at margaret.english@utoronto.ca.

Have others read your work. Get a friend (or a parent, or anyone whose opinion you trust) to read over your paper when you think you’re more or less done (this is more helpful than having someone read a rough draft, where the issues will probably be sufficiently obvious for you not to need someone else’s help to spot them). Your friend’s proverbial fresh pair of eyes will be more likely than you to catch syntax and grammar errors/typos that you might miss (because you know what a sentence is supposed to say, so you might gloss over it without carefully reading it word by word). If your reader is familiar with your topic, amazing, but even if they’re not, it’s useful to get an ‘outsider’s’ perspective on whether your work makes sense.

Get used to re-reading your work. It can be excruciating, but editing *is* something that you can get used to. Reading your paper out loud can also help – by forcing you to pay attention to every word, it subverts the aforementioned tendency to mentally skim your own writing. Again, start writing your papers early: ideally, you’ll be able to get your paper to a point where you think it’s ‘done,’ take a day away from it, and then come back to it with refreshed eyes for a final review before you submit it.

Of course, you don’t have to aim for sheer perfection – ultimately, the paper just needs to be done. Have confidence that you *can* produce something valuable, though, and challenge yourself to do it.

Online databases for research

Successful research papers often use a combination of online sources (academic articles, information from museum websites, etc.) and physical books. UofT’s library system gives you access to a wealth of information online, including digitized books and primary sources, so you’ll probably find that you’re able to do pretty solid research with solely digital sources – this is fine, but just make sure that you’re not choosing your sources because they’re accessible online. If there’s a book that looks perfect for your research but isn’t available online, go get it from the library instead of deciding not to consult it.

Below are some online databases, both specialized and suitable for general inquiries:

Art history research guide. Department librarian Margaret English put together this iconic list of art history databases and information:

<https://guides.library.utoronto.ca/az.php?s=52045>.

Grove Art Online is a useful place to start your general research.

FADIS (Federated Academic Digital Imaging Service) is the U of T Art Department's image database. It's good for image-based searches. Keep in mind: these images are digitized slides, and sometimes the way artworks look on FADIS is not what they actually look like. Supplement your FADIS images with Google Image searches.

Museums' online collections. The MET, Rijksmuseum, Getty, V&A, and the Boston Museum of Fine Art (amongst others) all have expansive online collections. These are especially helpful if you're looking for objects and comparable examples or are in search of print culture from various periods.

Victorian Popular Culture. A one-stop-shop for Victorian primary resources. Great for research, but also fun to browse on a regular weeknight.

The Beazley Archive Pottery Database is "the world's largest collection of images of ancient figure-decorated pottery." You can conduct searches using numerous different filters and commands (shape, material, painter, decoration, etc.) in a database of 117,008 ancient vases. The backbone of a good research paper on Greek vase painting, and an easy way to feel like Indiana Jones.

Internet Archive. Great for finding digitized primary sources, especially 19th century: <https://archive.org/>

18th Century Collections Online. Digitized books and documents from the 18th century: <https://quod.lib.umich.edu/e/ecco/>



EXAMS & MIDTERMS

Memorize... everything. This is particularly necessary when there's a slide ID component to the exam, and, in such cases, your professor will mostly likely give you a review list of the specific works you need to know for the exam. Start early, and practice regularly. Consider...

...making review slides. You can use PowerPoint or Google Slides or an online flash card app; this makes it easy to quiz yourself regularly, and the work of putting together the slides also reinforces your mental link between the visual (e.g., the painting) and the information (the title, the artist, the date).

NB: PowerPoint and Slides are good for their ease of use, but seeing the slides in the same order every time can trick you into thinking you know information in response to an image when you actually know it in response to the information that came before it. Then again, the work of ordering your slides by date helps you understand the timeline of the artists/works you're studying, which itself can actually be helpful for both memorization and broader understanding. Consider using both methods, or getting a friend to quiz you on your slides in a random order.




Do broader content second. Knowing all of the title/artist/date information can make it easier to understand, interpret, and remember the contextual information, but, of course, don't leave the content for the last minute. Especially if you don't know your exam questions in advance, you'll need to have a solid understanding of the content if you want to produce a reasonable essay response about it on the fly.

Study with friends so that you can discuss the content with someone: having to explain something out loud is a reliable way to identify the gaps in your knowledge. Having a friend quiz you on slides is also more fun than doing it yourself, and the experience can give you mnemonic devices: there is nothing more helpful than laughing about some weird artwork title for remembering that title.

For open-book exams, take the time to re-write and organize your notes so you can flip through them easily during the exam. Often, if you're very well prepared, you won't even have to look at your notes for anything beyond proper names, dates, and so on; perhaps oftener still, you won't have much time in the test to actually look at your notes at all--in such cases, it's simply the preparatory copying and organizing of your notes that'll end up helping you.

Look at old exams. Previous years' exams can be found online through the Exam Repository (totally Kosher, don't worry).



LIBRARIES

ROM library. It's open from 10AM to 5PM, Monday through Friday, and located on the first floor by the large Chinese temple (at the back). In order to access the library without paying the admission fee, simply tell security that you're there to use the library.

AGO library. A hidden gem; to find it, go downstairs by the coat check and to the west end of the building. It's great for archival research on past AGO exhibits, and the staff are very helpful.

Thomas Fisher Rare Book Library at Robarts. You need to get a pass, but all UofT students can request to see material; you just have to go to their website and fill out a stack retrieval form. Also, they have regular exhibits of rare books! (And they're free!)

Art History library. This is the department's own library, on the 6th floor of Sid Smith. It was formerly open only to grad students, but, despite being now open to all of us commoners, it's reliably quiet and not too busy. It's non-lending (i.e., everything is always there!), but you can leave the books you're using on a table with a note 'reserving' them and the librarian will leave them there as long as you need them for. Your prof might leave books in here on course reserve--they'll be in the little office at the front, and they're a great place to start your research.

Emmanuel College Library. Beautiful, quiet, lots of light. The sort of library you post a photo of to solicit exclusively Hogwarts-related comments.



Robarts. Large, slightly intimidating and a bit bleak, but usually very quiet in the Stacks. (“A good place to get work done, but come armed with snacks and beverages.” – Antonia.) All art history books are found on the 12th floor; do your research on-site and avoid lugging big catalogues home.

Earth Sciences Library. Round, quiet, surrounded by the pleasant aesthetic of scientific magazines. The labyrinthine Earth Sciences building itself is also worth a stroll: it has a sort of retro-futuristic science thing going on.

Eberhard Zeidler Library (in the Daniels building in Spadina Crescent; perfect for engaging in a mid-degree crisis re: the point of studying art when you could be producing it...). Quiet, clean, a nice selection of scaled-down Greek statues.

Graham Library at Trinity College. Quiet cubicles; five study rooms that can be booked for group work; an art history reading room (pictured at right); a rare book collection. The Trinity College archives are also housed here, and they’re available to students looking for past UofT- and Trinity-related documents and articles.

Knox College (Caven) Library. Small but extremely quiet study space with beautiful stained-glass windows. Most of the library’s collection is oriented towards theology, but there are some interdisciplinary texts on Christian art, music, etc.

Also, while you’re at Knox College, check out the **Knox College Quad**. It might be the most beautiful spot on campus.

E.J. Pratt Library at Victoria College. Okay, Pratt is always packed and the first-floor study room feels like sitting at the bottom of an aquarium (not that you’re going to find a seat anyway), but the downstairs stacks are blissfully quiet. On the third floor is the CRRS: i.e., the...

Centre for Reformation and Renaissance Studies, and you can study in their deathly-quiet-and-very-neat library, too. You just have to leave your coat and bags in a closet at the front desk. Studying with a side of surveillance!

Toronto Public Library. There are numerous branches across the city and they’re a great resource for students who live off-campus. Library cards are free, and all you need to get one is a piece of government-issued ID with your legal name and address. Also, if you have a Toronto Public Library card you can access Kanopy – this is an online movie-streaming service with a great selection of art documentaries.



PLACES TO WORK IF YOU'VE BEEN IN A LIBRARY FOR WAY TOO LONG

Junior Common Room, University College. Good for group study; cosy; usually has a dog or two running around. Noise level varies: sometimes it's completely quiet (and the couches are occupied by sleeping students), and sometimes it's pretty raucous (and thus perfect for group study, if you don't want to worry about your own noise level). And...

...**Diabolos Coffee Bar** is also in the JCR. This is a student-run cafe like Victoria College's **Caffiends**, but the baristas are paid (reportedly a great job, by the way) and there's less of an emphasis on environmental sustainability (e.g., they offer paper to-go cups).

University College. If the Junior Common Room is too loud, walk around the first and second floor of UC and see if you can snag an empty classroom. This building is a labyrinth, so maybe in your circumambulation you'll land upon the UC library – it's nothing to write home about, but it's reliably quiet. It's the sort of place that says, "I tried to find somewhere nice to study for half an hour and then gave up."

Royal Conservatory of Music, on Bloor, by Philosopher's Walk. It can be a little noisy if there's a concert going on, but there's a cafe downstairs (B Espresso Bar) that's a good place to do some not-too-intensive work (if you walk all the way to the back, it's quieter and you're by the windows). There also happens to be a metronome reworked by Man Ray and a piano with a landscape painting on the interior of its lid!

Café Pamenar, Kensington Market. Good coffee, wifi, and – weather permitting – a nice back patio.

Jimmy's Coffee, Bay & Gerrard location or McCaul location (the Kensington one is always full and the wifi never works). Bay & Gerrard has a particularly pleasant upstairs seating area. Go for good drinks, dubious job interviews, and the exact same residence med students every day.



Moonbean Coffee Company, 30 St. Andrew Street, just off of Spadina (in Kensington Market). Great selection of teas and coffee, quaint, very quiet; the wifi can be spotty, so it's best to do work here when you just need to write or read.

Munk School of Global Affairs. In the warmer months, the courtyard is filled with greenery and has a running fountain and patio chairs throughout. Indoor seats offer a view of the courtyard.

Junior Common Room at Trinity College. A combination of couches, lounges and desk spaces in a historic room that houses Trinity's LIT (Literary Institute).

Sid Smith Commons. Great in the summer – it's open every weekday and has ample lighting, various workspaces, and AC!

Ryerson Student Centre. Not part of UofT, obviously, but a great resource for students who live farther downtown and east of Bay (or those who aren't in the mood for the bleakness of Robarts). There are 6 floors, each with a different theme/atmosphere; the 6th floor, for example, is fairly relaxed, with bean bags, reclining chairs, and a floor-to-ceiling view of Yonge Street. The other floors are quieter and more library-like, with individual cubicles and small group tables.

St Hilda's Green Roof at Trinity College. Located on the roof of the residence building, this green space is maintained by the students of the college and the environmental society and offers benches, patio furniture and greenery. This is a great space to both study and just relax and meet up with friends.

MARS Building, on the corner of College and University. On the edge of campus, this building has various workspaces (and a Starbucks).

Hart House Library, Map Room and Sitting Room. In the center of campus, these three Hart House rooms offer usually quiet study spaces with couches, desks, and charging stations. (If you need a study break, the Hart House gym and swimming pool are in the basement of the building, and the Justina M. Barnicke gallery is in the west wing.)

Yorkville Park. Just behind Holt Renfrew on Bloor (or follow the alley next to Kit & Ace), this small green space is remarkably pleasant given its proximity to Bloor Street traffic. Nearby, **Sorry Coffee** has great-but-expensive tea and coffee, while **Kupfert & Kim** offers vegan and gluten-free food.



...and some other cafes, if you need a change.

Agenda if you're in Little Italy and in the mood for Italian radio, the *Godfather* theme song played by a live band, and scones

The Common if you're in Roncesvalles and love stained glass and children's toys

The Theatre Centre Cafe if you're in Parkdale and a thespian

Goldstruck if you're in Yorkville and the, uh, three seats at Sorry are taken

Caffiends at **Victoria College** if you love the planet and don't want to get any work done

Ned's Cafe in the **Goldring Student Centre** if you know you're not going to get any work done at Caffiends

The Ryerson **Balzac's** if you're going to the Ryerson Image Centre

The **Balzac's** in the **Distillery District** if you're a tourist, you're going to Corkin Gallery, you're going to the Christmas Market, or you love chandeliers

FIKA if you're in Kensington and it's not the doomed hour of the brunch crowds

The Tampered Press if you're at Trinity Bellwoods

Ezra's Pound if you don't actually want to study, you just want an amazing croissant

Noble Coffee if you're going to MOCA

Manic Coffee if you think you need to be forced not to use wifi



ACADEMIC EVENTS

AIA lectures. The Archaeological Institute of America has a lively Toronto chapter, and the president is our own Professor SeungJung Kim. They host regular lectures by visiting international scholars on all things ancient.

ROM lectures. Sometimes in concert with current exhibitions and sometimes stand-alone programming or conferences, the ROM offers diverse and reliably interesting events (and students always get discounted tickets).

Lectures... everywhere else. Keep an eye on the department's newsletter and poster boards to hear about upcoming talks by local or visiting curators, academics, and artists; professors in our own department; and so on. Subscribe to galleries' newsletters (the AGO, MOCA, etc.) to stay informed about their artist talks, curators' tours, and related public programming.

UNDERGRADUATE SCHOLARSHIPS

The UofT **Art History Department's** own scholarships are based on CGPA and financial need. You usually don't need to apply – students in the department are automatically considered.

There are also several scholarships offered through **specific colleges** – e.g., University and Victoria College – for which you're eligible as an art history student (for example, Vic has a significant postgrad scholarship for 'female students going on to study Art, Religion, or Literature'). Check out the department's webpage on scholarships to find out more.

You can also browse all of the scholarships offered at UofT on the Scholarships page, updated each year with new postings and with the option to filter awards to suit your criteria. Here:

<https://future.utoronto.ca/finances/scholarships>



GRADUATE SCHOLARSHIPS

CGS-M SSHRC (Canada Graduate Scholarship - Masters; Social Sciences and Humanities Research Council of Canada). The primary scholarship for studying a humanities/social sciences subject at a Canadian university at the MA level (there are equivalent awards for the sciences and health research). Its value is \$17,500 (well, and the title).

You need a research proposal and two references. Unsurprisingly, it's extremely competitive; an art history department will usually receive only one or two SSHRCs to award to incoming MA students.

The John H. Moss Scholarship. This is a UofT-wide competition based largely on GPA, extracurricular involvement and leadership, and community service. Your college has to nominate you, so reach out to your registrar if you think you're eligible (and if you're not sure, go for it anyway – it's worth a try). Five finalists are interviewed, and the four that don't get the Moss itself get to be "University of Toronto Alumni Association Scholars," which is a \$1000 award.

The Rhodes Scholarship. If you're the sort of person who might one day rule the world, consider applying for the Rhodes, which funds your graduate studies at Oxford. Your college also has to nominate you for this one, and you need six references. (NB: even a Rhodes *nomination* by your college goes on your CV.)

Colleges. Certain colleges offer graduate scholarships, too – check your college's website and speak to your registrar.

WRITING SCHOLARSHIP & GRANT APPLICATIONS

HASA hosts a grad info session in the fall: this is probably your best application-writing resource. Otherwise, ask around and see if you can find **examples** of successful applications to read (e.g., ask your friends, your older siblings, your friends' older siblings, older students in the same clubs as you, etc.). Your college/faculty might host relevant information sessions, as might other department's student groups; most importantly, keep in mind that you can always ask your profs to look over your applications.

The **University will also host information sessions** specific to certain scholarships. There are SSHRC grant info sessions, for example, in September. One thing to keep in mind, though, is that going to the info session the year you're planning on applying is cutting it close – if you'll be applying to grad school in your fourth year, try to attend the info sessions in your third year (...and again in your fourth). This doesn't mean that you have to start writing your application in your third year – it's just good to become familiar with the format.

ACADEMIC OPPORTUNITIES & FELLOWSHIPS

Internships & Independent Studies. Do an internship for credit! The department offers the option of enrolling in a 400-level course credit that entails you working at a museum, gallery, auction house, etc. You have to arrange the placement yourself, but then all you have to do is submit some sort of proof of the arrangement (e.g., your supervisor at your gallery will email the department's undergraduate coordinator to confirm that you're interning with them), spend a semester working at this gallery, and write a short report at the end of the semester reflecting on your experience and what you did/learned. It's graded on a Pass/Fail basis. Talk to Louise Kermode, the Undergraduate Coordinator, to figure out the dates by which you need to submit the pertinent information (you can email her or go to the Department office).

Northrop Frye Centre Undergraduate Research Award. You apply with a project and a faculty supervisor, and you receive a monetary award and the title "Northrop Frye Centre Undergraduate Fellow."

Jackman Humanities Institute Undergraduate Fellows. Every year, the JHI chooses an overall topic (this year, for example, it's "Strange Weather") and professors apply with research projects. Those chosen as Fellows for the year then, in turn, choose various other 'levels' of researchers to work with them on related projects. As an undergraduate student, you can apply with a research project to be an Undergraduate Fellow. As per the website:

The Jackman Humanities Institute (JHI) hosts annually an inter-generational community of fellows, each pursuing independent research for an academic year while in residence at the JHI on the 10th floor of the Jackman Humanities Building. The fellows are linked by theme, and they participate in a set of common activities, including weekly lunch seminars and other workshops and lectures.

Keep an eye on their website:
<https://humanities.utoronto.ca/>

The themes for the next three years are available here:
<https://humanities.utoronto.ca/announcements/new-annual-themes-2020-2023>



Jackman Humanities Scholars-in-Residence. A fantastic opportunity, aimed at involving undergraduates in the humanities in collaborative, interdisciplinary research. For the month of May, about 75 students (distributed by research group between UofT's three campuses) live in residence and get to work in groups of 5 on research projects, each group overseen by a professor. It's vaguely summer-camp-esque, with organised group activities nearly every day (ranging from professional development workshops to, say, board game nights and movies at Hot Docs). Even if you think you're antisocial, you will have a wonderful time (no, really): you'll learn so much about academia (it's extremely useful if you're planning on grad school) and you'll gain invaluable experience doing research. The program is, unfortunately, highly selective: the amount of applicants increases every year, seeing about 1000 applicants in 2019, and the selection has a lot to do with GPA. If a professor you already know well is leading one of the research projects, however, your chances are much better. (But apply no matter what!)

Unlike the Fellowship program above, the JHI SiR program doesn't have one overarching theme, and you don't have to apply with your own research idea. Emails are sent around January to students with relatively high GPAs inviting them to apply.

Centre for Ethics within Trinity College Fellowship. Submit a supplementary application and a writing sample. If you're accepted, you get \$1000 to write a research paper that relates to ethics; previous students' topics have included exploring the relationships between the art and ethics. You also get your own office.

Every year, the Centre for Ethics hosts a group of fellows who play a key role in the Centre's intellectual life by conducting ethics-related research in the Centre's interdisciplinary setting and contributing to the Centre's various events and activities.

Also, **Victoria University** offers a list of research funding opportunities for Vic students:
<http://www.vicresearch.com/projects>

...and, **for all students**, there's a list of international undergraduate journals, with various disciplinary focuses:
<http://www.vicresearch.com/publishing-undergraduate-research>





INTERNATIONAL EXPERIENCE PROGRAMS

U of T Summer Abroad. Complete a full-year credit in 4-6 weeks in some thrilling international locale. Applications are due early in the Winter semester (for the summer program of the same year); check for specific dates through their website. The courses offered change year to year, but there are usually one or two art history courses; they're mostly 300-level, but you don't have to be in your third year to take them! Summer Abroad language courses are also a great way to get a full-year language credit quickly (and you need to acquire a language if you're doing an art history specialist).

All students can apply for financial aid through Woodsworth College, and you can also ask your College Registrar about funding. UC, for example, has multiple international experience scholarships, especially if you're going to Germany or France.

Exchanges and Semesters Abroad through UofT. Visit <https://learningabroad.utoronto.ca/> to explore different programs and international universities where you can earn transferable credits. You can attend drop-in hours at the Cumberland House for International Experience (33 Saint George St.) to plan with an advisor or get general information; Cumberland House also hosts several events for general and program-specific information, and these are usually held in November.

CYA (College Year in Athens). Multiple programs including short-term intensive courses to a semester or year abroad (Summer, Winter, or year-long). Courses include excavations or travel-study at ancient sites and address topics such as art history, anthropology, environmental studies, politics and modern Greek. Scholarships and financial aid are available.

Venice Summer School, Queens University. Open to non-Queens students, offering transferable credits! Courses address the Venice Biennale and other subjects.

Syracuse University: Florence, Italy. Open to visiting students, this well-established program is offered year-round, in the fall, winter and summer terms.

University of Notre Dame: Rome. Programs in several different areas, including architecture.

Sotheby's Institute of Art: London. Offers semester-long programs with transferable credits; you should have an idea of what subject area you are interested in and there's no deadline for applications. It's great if you're considering the Sotheby's MA (you'll get a sense of the program, and the experience will be a point in your favour for getting accepted back).

Columbia University: Paris. Well-established program taught by Columbia University faculty. You'll need to know some French, though, because it's meant to be immersive – the language of instruction is French.

And finally,

399 Research Excursions. These are UofT courses. They usually aren't FAH/art history courses, but related subjects (like Classics) will often have relevant opportunities.



ACADEMIC AID

General Writing Centre. “The fourteen or so writing centres at U of T provide individual consultations with trained writing instructors, along with group teaching in workshops and courses. There’s no charge for any of this instruction—it’s part of your academic program. The mandate of writing centres is to help you develop writing skills as you progress through your studies. All the undergraduate colleges have writing centres for their students, and so do most professional faculties and the School of Graduate Studies.”

Art History Writing Lab. The Department recently established its own writing aid program to help students with idea development, writing, and editing. The Writing Lab includes both instructional workshops and one-on-one tutoring sessions. Sign up for appointments online.

Reach out to your professor/TA. Again – go to office hours! Some professors are gracious enough to accept rough drafts of papers and proofread them. This gives you a better idea of the things they’ll be looking for when they mark your paper, as well as any stylistic or vernacular tendencies you might have that they aren’t keen on. Even if you forego this step, taking in an already marked paper or exam is also another way to get writing/academic feedback. Whilst not all professors are willing to do this, it does offer you a chance to see where you went wrong and what areas you can improve in for the next test or assignment.

Doctors’ notes. In the event that you are unwell and need to obtain a note for a professor to extend a due date, you need to provide documentation. Email your professor ASAP that you are unwell and in need of an extension – do this even before you have a note, because it’s best to keep your prof informed. Try to make a drop-in appointment with U of T Health & Wellness: their number is 416-978-8030; the clinic opens at 9AM, so call around then because the appointments fill up quickly. Otherwise, go to a walk-in clinic or your family doctor. Mental health-related notes can be tricky, unfortunately, depending on your situation: if you are registered with a therapist through one of U of T’s programs, then you can obtain notes easily; if you receive counselling outside of U of T, the situation will depend on your office’s protocol (e.g., some offices do not write notes; in this case, you can explain your situation to either to a U of T Health & Wellness doctor, or, if you’re comfortable doing so, tell your professor of your office’s policy). If you are in need of counselling and looking for options outside of UofT’s system, you can look up services according to your budget through <https://www.linkmentalhealth.com/>. Keep in mind that professors are usually very understanding!

Accessibility Services. If you have a physical/mental health condition that would regularly interfere with your studies, register with Accessibility Services as soon as you can to make the process of requesting extensions much smoother.

CONFERENCES & JOURNALS

Presenting at an undergraduate conference or having a paper published during your undergrad not only looks great on an academic CV, but also provides you with the experience of editing your papers thoroughly and speaking in a more formal academic environment. Certain groups – UofT’s Classics Students’ Union, for example – will also host conference preparation workshops for their participants. These are very useful if you’re a first-time presenter.

Keep in mind that you probably won’t have a conference-ready paper until your 3rd or 4th year; in order to polish your papers yet further, professors will be happy to suggest edits if you wrote your paper for their class.

Most importantly: know that *not that many people submit to undergraduate conferences*, so never forgo submitting because you think your entry will pale in comparison to a hundred others. Your chances are not as bad as you might think. And, after all – you’re submitting your work to a group of undergrads to be considered alongside other work by undergrads. Of *course* you’re eligible.

The list below includes publications and events at UofT, as well as others in Canada and the US.

History of Art Students’ Association (HASA)
UofT conference, journal

Association of Renaissance Students
UofT conference

Classics Students’ Union (CLASSU)
UofT conference, journal: *Plebeian*

Princeton Journal of East Asian Studies

Ryerson’s Fashion Studies

Concordia Undergraduate Journal of Art History

Open to non-Concordia students, but preference is given to Concordia students, and only one non-Concordia essay can be published

Intaglio
UofT joint graduate and undergraduate art journal

Shift
UofT Daniels undergraduate publication – if you’re in the Daniels faculty, you can submit to this

Arbor
UofT ASSU’s undergraduate research journal

Caméra Stylo
UofT Cinema Studies Student Union undergraduate journal



RELATED COURSES & PROGRAMS

The department is fairly open to accepting related courses as FAH credits. If you find a course outside of the department that you believe has similar or suitable content, you can reach out to the department or your registrar to confirm and discuss if it can be counted towards your Art History specialist/major/minor.

Even (especially?) if you're doing a specialist, just keep in mind that you don't have to take exclusively FAH courses – exploring substitutions can be very worthwhile. Refer to:
<https://arthistory.utoronto.ca/undergraduates/courses/related-courses/>

May we recommend:

SLA260: Russian Art & Architecture


...with Professor Tatiana Smolyarova was one of the most engaging courses I have taken so far and, although it was not an FAH course, it fulfilled my breadth D requirement for architecture." **Arielle**

CLA204: Introduction to Classical Myth

...with Professor Peter Bing was a crash course in everything you need to know before you start interpreting not only ancient Greek and Roman art, but also, uh, everything else, because Greek myth is everywhere (who knew?). The FAH-coded cognate is Professor Ewald's *Greek Myth in Ancient Art* (reportedly also fantastic), but CLA204 is a lifesaver if you need to fulfill the breadth 2 requirement for your general degree. **Hana**



EXTRACURRICULAR



ANNUAL ART EVENTS

Art Toronto. October. A commercial art fair featuring galleries from across Canada as well as some international galleries. It's definitely worth checking out if you're interested in the commercial art world (being an art dealer, for example, or working at an auction house) or, more generally, contemporary and Canadian art.

Scotiabank CONTACT Photography Festival. May to June (but some shows are on longer). A diverse city-wide photography festival with numerous venues; a great way to get out and see the city's galleries and learn more about contemporary lens-based artists. The Ryerson Image Centre tends to have fantastic shows for Contact, including an exhibition of work by the previous year's winner of the Scotiabank Photography Prize. There's lots of programming, too – between just openings and curators' or artists' talks and tours, there's always something to do.

Nuit Blanche. October. Well, maybe. <https://www.thebeaverton.com/2017/09/thousand-sober-intelligent-art-aficionados-enjoy-nuit-blanche-not-attending/>

TIFF (Toronto International Film Festival). September. Tickets go on sale in August and sell out very quickly. (Make use of the student discount.) Take a break from the back-to-school madness and accost Ryan Gosling on the red carpet. The TIFF Bell Lightbox theatre also has great year-round programming.

Toronto Biennial of Art. Starting September 21, 2019. Every two years, the Biennial will offer 72 days of free art programming (exhibitions, talks, installations, etc.) under an overarching theme in various locations along the harbourfront.





MUSEUMS & GALLERIES

Toronto's downtown core is teeming with museums and galleries – take advantage! There's nothing like seeing art(ifacts) in person, especially for visual analysis assignments. Academics aside, visiting current exhibits is a good way (uh, the only way) to stay involved in the art world. Check out:

Art Gallery of Ontario. Free if you're under 25!

Royal Ontario Museum. Free on Tuesdays with student ID.

Textile Museum of Canada. \$6 with student ID, or PWYC on Wednesday evening.

The Power Plant Contemporary Art Gallery. Free!

Bata Shoe Museum. \$8 with student ID, or PWYC on Thursday evenings.

Ryerson Image Centre. Free!

UofT Art Museum. There are two locations: the Justina M. Barnicke in Hart House and the Art Museum in University College. Both are free.

Gardiner Museum. Free on Tuesdays with student ID; free always for Victoria College students (get a Gardiner sticker at the VUSAC office).

MOCA (Museum of Contemporary Art). \$5 with student ID; free on the last Sunday of the month in the morning (very specific). A student membership is \$20.

Koffler Centre for the Arts. Free!

Onsite Gallery at OCAD. This is OCAD's 'professional gallery' (i.e., it doesn't show student work). Free.



401 Richmond. Basically a building with a bunch of galleries and arts-oriented spaces, workshops, events. See, for example, Gallery 44, Open Studio, Trinity Square Video. Free.

McMichael Canadian Art Collection. For when you can't decide whether to go camping or look at art. Admission is \$15 for students; through the summer and fall, the 'art bus' will take you there for \$30, which includes admission. (Be a good art history student, though, and read Anne Whitelaw's essay on the McMichael's history: "'Whiffs of Balsam, Pine, and Spruce': Art Museums and the Production of a Canadian Aesthetic" in *Beyond Wilderness*. The Art library has it.)

Blackwood Gallery. This is UTM's art gallery (i.e., it's in Mississauga). Free!

There are also numerous **private galleries**, like Olga Korper, Christopher Cutts, Paul Petro, Corkin Gallery, Cooper Cole, Stephen Bulger, Barbara Edwards, Daniel Faria, Susan Hobbs, Nicholas Metivier, Georgia Scherman Projects, and Birch Contemporary. These are all free!



EMPLOYMENT

Career Learning Network. This is the official UofT student job board, and it's regularly updated with both on-campus and off-campus work opportunities. All work-study positions are posted on this board (including those with the Art Department, about which you'll also be notified via department newsletter).

Work-Study. Postings for Fall/Winter Work-Study positions go up on the Career Learning Network in August. These usually offer you up to 15 hours of work per week, from September through February. Generally, the art history-related jobs will be research assistantships with professors. The workload is usually around 10-15 hours a week, with a maximum of 200 hours total for the Fall/Winter term and 100 hours total in the Summer term.

The UofT Art Museum also offers work-study positions. Significantly, doing a work-study job with them will greatly increase your chances of being hired for, for example, their summer Young Canada Works position.

Summer Work-Study. If you're taking summer courses, you can do a work-study in the department over the summer – sometimes these will be general department-related roles (for example, this year there was a 'Communications' role responsible for helping with the production of this handbook), but, more often, they'll be research assistantships with professors. Postings for Summer Work-Study jobs go up on the Career Learning Network in April.

ROM Arts & Culture Summer Internship. These are ten-week paid and unpaid internships for undergrad and grad students; you work in a specific departmental division, like Costume & Textiles. It's extremely competitive: you pretty much need to have taken a course or already volunteered/worked at the ROM (but, hey, you should take a course at the ROM anyway!).

Young Canada Works. A government-operated database (and funding body) to search for intern-level summer jobs at cultural institutions. These are extremely competitive (who knew there were so many art students in Toronto?), and, generally speaking, successful applicants are those with prior 'connections' to the hiring institution (so start volunteering early, and don't take the rejections personally). You'll need to make a profile, and listings are usually posted in April (but the dates change often, and postings continue to be updated through June). The YCW program is active Canada-wide, so this is a good place to look if you're, say, going home to New Brunswick over the summer.

Co-Curricular Record. The co-curricular record is essentially a UofT-validated CV. Many extracurriculars (roles in clubs, on student papers, etc.) are eligible for recognition on the CCR, requiring you to fill out a form and submit it to your club head, who will then validate you via an online system. (A disclaimer: UofT is very enthusiastic about the CCR, but its usefulness in the 'real world' is, currently, negligible. This may, of course, change in future years. So: don't recklessly boycott the CCR *if* it becomes widely used – but, right now, do keep in mind that it does not carry more weight than your actual CV. Which, perhaps, is how it should be.)



CLUBS & ASSOCIATIONS

History of Art Students' Association (HASA).

HASA is the undergraduate art history student body representative. This is a fantastic group to get involved with – you'll be in close contact with other students who study art history and are (presumably) passionate about it, which is always helpful when it comes to surviving four years of courses and grad school applications. Even if you're not an executive member, you can benefit from HASA by attending their events. These include grad school information sessions (led by profs and grad students, with ample time for Q&A); writing workshops; a 'Field Notes' speaker series, wherein profs discuss their research; and an annual undergraduate conference, the papers presented at which are then published in a journal.

One thing to keep in mind: if you're on HASA, you can't present at their conference. Refer to the list of undergraduate conferences in this handbook (p. 27) to see what your other options are; if you're into Renaissance art, for example, you could aim instead to present at the Association of Renaissance Students' undergraduate conference.

HASA recruits new executive members every spring for the next school year. If you're only starting your undergraduate in September or you simply missed the application period, don't worry – either message HASA through their Facebook page or send them an email at hasa.uoft@gmail.com asking how/whether you can join. A space will remain open in September for the specific purpose of allowing a first-year representative to join, and it's entirely possible that not all of the executive positions were filled via the April application period.



@hasa_uoft

facebook.com/hasa.uoft

hasa.uoft@gmail.com

hasaconference.wordpress.com

Hart House Art Committee. Hart House is potentially the greatest student resource on campus, offering programming and facilities ranging from the academic to the artistic/cultural to the athletic. In particular, the Hart House Art Committee is a great way to get involved with the arts on campus. There are several positions that get filled each year through tri-campus applications, including a first-year voting member position. Even if you're not part of the executive committee, you can still attend the HHAC's programming and events – they're open to all UofT students. Keep an eye out for gallery tours, still life drawing workshops, panel conferences, and commissions for student art to be displayed in Hart House.



Student publications. These include *The Varsity* (unique in that the masthead positions are extremely well-paid, but, as such, the roles require a serious time commitment), *The Strand* (a magazine-style paper at Victoria College, but any student can join), *The Newspaper* (UofT's independent student paper), *The Gargoyle* (University College's satirical paper), and various others. Keep in mind: you don't have to be on a masthead to benefit: you can simply be a writer. Most importantly: you might think your student paper isn't a real paper, but the AGO, for example, doesn't know that (and/or wants student engagement). You can contact the Arts/Culture editor at any paper and ask that they request that you be invited to a media preview for any exhibit.

The Strand, for example, has gotten me into media previews for shows including the AGO's Anthropocene and Brian Jungen: Friendship Centre, and the ROM's Dior. I've attended the ROM's Friday Night Live for free, and I even got invited to the media preview of the AGO's recently acquired Yayoi Kusama infinity room (naturally, it was after the school year ended and, having taken a break from compulsively checking my email, I didn't see the email in time). My friend also got a free ticket to a Shawn Mendes concert, which, you know... it's free, right? Hana

Other clubs. You can browse clubs by interest at <https://www.ulife.utoronto.ca/organizations> or attend the Clubs Fair during Orientation/Welcome Week.

Hart House Camera Club. Learn how to develop your own film! Learn how to print your own photos! Not only is analogue photography extremely fun, but also actually practicing photography will help you discuss/understand photography in the art historical context. (Victoria College's photography club, VicXposure, also has access to darkrooms, but whether or not they're operational depends on who's managing the club that year. Email them – vicxposure@gmail.com – and ask.)

First-Year Learning Community (FLC). Small groups of first-year students registered in similar courses. You meet biweekly for academic, developmental and social activities to build skills and gain resources for success at the University. peer mentors and faculty/staff advisors.

Faculty-specific mentor/mentee programs. These differ by faculty/program, but an example is the Daniels Mentorship Program. New students are paired with 'mentors,' giving them a point of contact in the faculty/University and the guidance of a knowledgeable individual with regards to the faculty/University's facilities, programming, services, clubs, etc.

Orientation leader. The specifics of this role differ by college/faculty, but these positions are a great way for 2nd year students to get involved and gain leadership experience.

Exercise. Have some form of physical activity, whether it be yoga, soccer, or weightlifting. Doing exercise helps with stress and is a good way to get you out of the house or the library. There are drop-in fitness classes at both Hart House and at various Athletics centres, check out available classes here: <https://kpe.utoronto.ca/sport-and-fitness/group-fitness-drop>

Intramurals. There are many intramural teams on campus, usually associated with your college or program: <https://www.uoftintramurals.ca/>



FOOD & DRINK NEAR CAMPUS

Caffiends. This is the sustainable, student-run cafe at Victoria College (in 'Old Vic,' the castle-like building). It's super sweet and cozy, and it offers delicious tea, \$1 coffee, juice, and vegan baked goods (mostly sweet, with some gluten-free options). You can also volunteer here: shifts are just an hour a week, and you get to learn how to be a barista and meet other students!

Innis Café. An affordable, family-run cafeteria; they offer large portions and vegetarian options. (Get their tabbouleh and bean salads with tomato and cucumber on top; try a lentil soup doused in their homemade hot sauce. Feel like you've ward off scurvy; feel like your mouth is on fire.)

Baldwin Village, south of College has a bunch of small restaurants: e.g., **Kinton Ramen** and **Mo'Ramyun** (if you like kimchi and feel a cold coming on, get their kimchi ramyun and clear out your sinuses).

Mother's Dumplings for steamed dumplings on Spadina (get the juicy pork ones).

Almond Butterfly on Harbord. If you're at Sid Smith and gluten is not your friend, go to this cafe: you can have bagels again! (Also, go even if you eat gluten! The desserts are *so* good that you can't tell they're gluten-free, and the drinks are delicious, too.)

Whole Foods. The salad bar is blessed; the soup is delicious, and so are the roasted sweet potatoes. You've been studying at Pratt all day, and, hey, it's cheaper than a restaurant, okay?

L'Espresso Bar Mercurio. Located next to Varsity Stadium, this place has great sandwiches, drinks and desserts. If you're in a rush, the restaurant has its menu on ritual as well so you can place an order after class and have it ready by the time you get there. (Apparently Margaret Atwood has been spotted here?)

Daddyo's. *Super cheap* pasta dishes made to order, just off of Sussex at the back corner of Robarts. Certainly not fine dining, but typically you won't spend more than 12\$ here and you'll usually have leftovers.

The Buttery at Trinity College, on the main floor of the Gerald Larkin building. They offer wraps, pizza and soups as well as smaller baked goods and snacks. If you have a hankering for Starbucks coffee but don't want to deal with the line at 1 Bedford, The Buttery serves Starbucks roasts and has an automated Starbucks machine that pumps out simple blended drinks like lattes and mochas.

Harbord Bakery. Okay, maybe this is more where you stop on your way home from campus, but still. Get a loaf of sesame challah and let it turn every meal into a feast.

Revitasize in Yorkville. If you suddenly come into a small fortune and you want to spend it on smoothie bowls, go here. (Toronto's more-visible purveyor of expensive blended fruit is Calii Love, and it is not worth your inheritance.)

If you planned ahead...

Wise, mature, and functional in the kitchen? If you brought your own lunch, you can partake of a microwave at such places as the JCR, The Buttery, Innis Cafe, Ned's Cafe, Caffiends, and Sid's Cafe (basement of Sid Smith).

RESTAURANTS & BARS

Juicy Dumpling. On Spadina, super cheap and student friendly: 6 soup dumplings for only \$2.99!

Pomegranate. College by Bathurst. Iranian food. \$15-18 for a large stew with rice and salad, which will probably equip you with leftovers. If you like lamb, go for the roasted shank with 'jewelled rice' – divine.

Centro. Italian deli with hot table on St. Clair West. Get their arancini or veal and roasted pepper sandwich. (Also the deli scenes in the movie *Moonstruck* were filmed here! Cher! Nicolas Cage!)

Ramen Isshin. Probably the best bowl of ramen in the city. If you're not alone, be prepared to wait for a table, but totally worth it. Try their dip ramen (Shoyu Kotteri Tsukemen).

Sushi on Bloor, Sushi Club on Charles, and **New Generation** on Bloor are all close-to-campus places to get affordable and entirely edible sushi.

P.G Clucks. Beside the Royal Theatre on College and in the Annex. The best cheap fried chicken in the city: not too greasy, great coleslaw.

Blackbird Baking Co. Kensington. Did you know bread could be this good?

Annabelle. Adorable Italian place with three daily pasta specials (inexplicably cheap at \$11). Tiny squids! Zucchini! Burrata! Love it.

Piano Piano. Why does the menu look like a newspaper? Probably the closest you can stay to campus and eat calamari.

Akai Sushi. If you need something nicer than Sushi on Bloor, go to Akai. It's dark and cozy, with little paper cranes and lanterns strung about, and the sushi is great.

Lee's. Upscale Chinese-French fusion. Their 19 ingredient salad reinvents the most boring lunch food.

Le Swan. The concept is "French food and diner food," which would be annoying if said food weren't simply so good. The 'Ocean Mary' is the best Caesar ever.

Kojin. Located on the 3rd level of Momofuku, next to the Shangri-La hotel, Kojin serves up high quality wood-fired Columbian fare.

Fat Pasha. Their infamous roasted cauliflower is overrated, but pretty much everything else is great. Best for sharing with a bunch of people.

Rosedale Diner. Now, *that's* some good cauliflower. Cute, delicious, Jewish.

Cancan. For when you want to go to Le Swan but you don't want to leave campus. Or when it's your bridal shower and you just want some smoked fish. (See also: Piano Piano. You're only allowed to open a restaurant on Harbord if the name involves reduplication.)

Joso's. Yeah, okay, it's on the cover of Drake's album, but, more importantly, it's Croatian and the art (mostly by the illustrious eponymous Joso) is insane. Ever get a friend to do a nude portrait of your family as merpeople?

Giulietta. Problematic – once you go here, you don't want to go anywhere else. The ricotta ravioli is unreal. Sit at the 'chef's table' (i.e., the bar by the kitchen).

Miku. High quality sushi and seafood located just off of Lakeshore. The Salmon Oshi is a MUST!

Bar Isabel. A vaguely art nouveau interior; delicious Spanish food; dark and loud ("atmospheric") .

Mira. Super eclectic restaurant and bar that dishes out great ceviche and stellar tunes.



HOUSING

Housing. If money is any object, you can expect to move out of residence after your first year. Finding a decent place to live off-campus can be hard—between dubious landlords, roommates unfamiliar with the virtues of dish soap, and rising rent prices, it can seem impossible, and your best bet is trying to find something through a friend. Ask anyone you know that’s currently living in Toronto whether they’re looking for a roommate or looking to transfer their lease, or – if not – whether they know anyone else who is.

You can also join Facebook groups for housing in Toronto and for UofT students, and check listings on Kijiji, ViewIt, and Padmapper.

MISCELLANEOUS RESOURCES

Open UToronto. “Open.UToronto is a University of Toronto initiative that promotes the discovery, use, creation and sharing of openly licensed content, resources and courses. The Open.UToronto website is a gateway to a wide array of “open” resources and projects from The University of Toronto. The Open.UToronto site is meant to serve as a hub to connect projects, people, groups and organizations.”

Lynda. Online courses on a variety of topics, including business, IT, software, and design. You have to access the site through UofT’s link:
<https://onereach.library.utoronto.ca/linkit/lyndacom-online-courses>.

Criterion. Essentially UofT’s Netflix – you have access to myriad renowned movies and tv shows!



Good luck!

(and
have
fun.)

- antonia,
arielle,
hana

